





RESISTANCE WELDING MACHINE SURVEY

TO SELECT UNITROL STAND-ALONE SOFT TOUCH MODEL

CIRCLE OR ENTER THE APPROPRIATE ANSWER

MECHANICAL TYPE OF WELDER	PRESS/PROJECTION 	ROCKER ARM 	TRANSGUN (transformer inside) 	HANGING WELDER (separate transformer) 	OTHER. Specify
TYPE OF TRANSFORMER	1Ø AC	MFDC	FREQUENCY CONVERTER	3Ø DC	
SOLENOID VALVE VOLTAGE	115VAC	24VDC	24VAC		
IF ALL AIR IS REMOVED FROM WELDER, DO THE ELECTRODES CLOSE BY GRAVITY?	YES	NO			
IF "YES" TO THE ABOVE QUESTION, IS FORCE BETWEEN ELECTRODES GREATER THAN 50 POUNDS? ¹	YES	NO			
APPROXIMATE INSIDE DIAMETER OF AIR CYLINDER ²					
BRAND NAME AND MODEL OF WELDNG CONTROL					
DOES THE WELDER HAVE A RETRACT FUNCTION? ³	YES	NO			
IF THE WELDER HAS A RETRACT FUNCTION, THE RETRACT FOOT SWITCH IS:	BUILT INTO THE WELDING FOOT PEDAL	A SEPARATE FOOT SWITCH			

FOOTNOTES:

1. Use an accurate TIP FORCE measuring instrument like a Tuffaloy model 601 – 3000DLC. If this type of instrument is not available, insert a typical office wooden pencil between the electrodes and remove all air from the welding machine. If the electrode dents into the pencil more than 1/16", enter YES to this question.
2. This is typically 1/8" smaller than the outside diameter of the air cylinder tube. Measurements can be +/- 1/2". Common sizes are 3" – 12".
3. If there are only **two** main hoses connected to the welding machine's air cylinder, answer NO. If there are **three** main hoses connected to the welding machine's air cylinder, answer YES.

PROVIDE THE FOLLOWING PHOTOS:

1. The front and right side of the entire welding machine.
2. The welding machine nameplate
3. The welding control nameplate





Contact us if you have any questions about filling out this form. 847-480-0115

roger@unitrol-electronics.com, ron@unitrol-electronics.com, sam@unitrol-electronics.com

RESISTANCE WELDING MACHINE SURVEY

TO SELECT UNITROL WELDING CONTROL WITH SOFT TOUCH MODEL

CIRCLE OR ENTER THE APPROPRIATE ANSWER

MECHANICAL TYPE OF WELDER	PRESS/PROJECTION 	ROCKER ARM 	TRANSGUN (transformer inside) 	HANGING WELDER (separate transformer) 	OTHER. Specify
PROCESS	SPOT	SEAM	BUTT	MULTI-HEAD	
TYPE OF TRANSFORMER	1Ø AC	MFDC	FREQUENCY CONVERTER	3Ø DC	MFAC
LINE VOLTAGE	208	230	375	460	575
SOLENOID VALVE VOLTAGE	115VAC	24VDC	24VAC		
IF ALL AIR IS REMOVED FROM WELDER, DO THE ELECTRODES CLOSE BY GRAVITY?	YES	NO			
IF "YES" TO THE ABOVE QUESTION, IS FORCE BETWEEN ELECTRODES GREATER THAN 50 POUNDS? ¹	YES	NO			
APPROXIMATE INSIDE DIAMETER OF AIR CYLINDER ²					
BRAND AND MODEL OF EXISTING WELDING CONTROL					
DOES THE WELDER HAVE A RETRACT FUNCTION? ³	YES	NO			
IF THE WELDER HAS A RETRACT FUNCTION, THE RETRACT FOOT SWITCH IS:	BUILT INTO THE WELDING FOOT PEDAL	A SEPARATE FOOT SWITCH			

FOOTNOTES:

1. Use an accurate TIP FORCE measuring instrument like a Tuffaloy model 601 – 3000DLC. If this type of instrument is not available, insert a typical office wooden pencil between the electrodes and remove all air from the welding machine. If the electrode dents into the pencil more than 1/16", enter YES to this question.
2. This is typically 1/8" smaller than the outside diameter of the air cylinder tube. Measurements can be +/- 1/2". Common sizes are 3" – 12".
3. If there are only **two** main hoses connected to the welding machine's air cylinder, answer NO. If there are **three** main hoses connected to the welding machine's air cylinder, answer YES.

PROVIDE THE FOLLOWING PHOTOS:

1. The front and right side of the entire welding machine.
2. The welding machine nameplate
3. The welding control nameplate

Contact us if you have any questions about filling out this form. 847-480-0115

roger@unitrol-electronics.com, ron@unitrol-electronics.com, sam@unitrol-electronics.com