



ENTRON™

Data Sheet

Leaflet

Product Model

WA2 Weld Analyser

June 26, 2023

1 Take a closer look at your welding



The Weld Analyser offers the engineering professional the facilities to analyse, fault-find and improve process quality on today’s sophisticated welding control systems. Full traceability gives you the confidence in your processes that your customers demand.

Flexible toroid



USB connection



Traceable calibration certificate





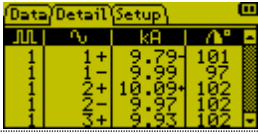
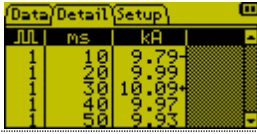
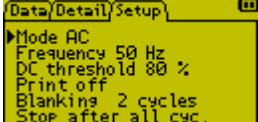
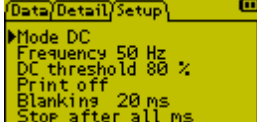
Features	Benefits
Intuitive, flexible interface	Easy to use
LCD 128 x 64 pixels FSTN with yellow/green backlight	Easily legible in all lighting conditions
Embossed disc tactile keypad with antiglare display window	Positive keypad action
Auto power-off	Extends battery lifetime
Large choice of toroids	Suitable for almost any application
AC or MFDC operation	Reads waveforms from 50Hz upwards
Calibration certificate	Traceable accuracy
USB connection	Data archiving
Small and lightweight	Easily portable
Integrator output	Oscilloscope connection
WA Terminal software	Data archiving
Includes 150 mm flexible toroid, batteries and carrying case	

Options

- Flexible toroid 90, 150 or 300 mm with 2 m lead
- Attenuator module for measuring currents up to 300kA

Power Source		Rechargeable NiMH
Display		128 x 64 pixels FSTN transfective with yellow/green backlight
Ranges	Current	2.00 to 60.00 kA (up to 300 kA with optional attenuator module)
	Duration	9999 cycles (AC) 199.9 seconds (DC)
Monitored Parameters	Current	Peak RMS Average RMS Lowest RMS +ve or -ve ½ cycles (AC) Accuracy +/- 2% of full scale
	Time	Total weld time Any pulse time Number of pulses Accuracy +/- 0
	Conduction Angle	Average conduction angle Conduction angle of every sample accuracy ± 4°
	Position	Position of monitored parameter in weld pulse train
Programmable Parameters	AC	Frequency Blanking Weld capture
	DC	Current threshold Blanking Weld capture
USB Drivers		www.ftdichip.com/Drivers/VCP.htm
Dimensions		85w x 30d x 170h mm 500g including cells

Item	Part Numbers
WA2 with 150 mm toroid	03-10-20
Battery Charger	207038
Flexible toroids	90-90-76-04 90mm 
	90-90-76-02 150mm 
	90-90-76-03 280mm 
	(Specification 150 mV/1000 A)
Extension lead	90-90-02-13 (10 Meters)
Attenuator Module	90-90-62
Manual	91-00-00-00-42

Example Displays		
Display	AC	DC
Data		
Detail		
Setup		

Information in this Document is subject to change without Notice.

2 Technical Support

2.1.1 Internet

The latest version of the documentation and other helpful resources in the ENTRON Document Library page found in the Resource section of the ENTRON website: <https://www.entroncontrols.com>

2.1.2 Documentation Request

Documentation, user instructions and technical information can be requested by emailing ENTRON Controls at customerservice@entroncontrols.com or support@bfentron.co.uk

Please include your name and email

2.1.3 Service and Technical Support

For service and technical support, we request that customers fill out the Technical Support Form found on our website at link below:



TECHNICAL SUPPORT FORM LINK

<https://www.entroncontrols.com/resources/technical-support.html>

After the web form has been completed, your case will be assigned to one of our technical specialists who will contact you directly.

and service sites is shown in the table below. Please contact the site for your specific region.

Manufacturing Site	Country	Phone	Email	Regions Supported
ENTRON UK	England	+44-1384-455401	support@bfentron.co.uk	Europe, Asia, Africa, Rest of World
ENTRON US	USA	+1-864-416-0190	tech.support@entroncontrols.com	USA, Canada
ENTRON MX	Mexico	+52-844-415-9081	soporte@entronmx.com	Mexico, Central America